

Hi-MO X10

LR7-54HVD (Transparent design)

465~495M

- Simple design embodies modern style
- Highest efficiency with the best energy generation performance
- N-type TaiRay wafer & HPBC2.0 & 0BB innovative structure
- O-Anti-Shading & Prevent Localized Overheating

15 15-year Warranty for
Materials and Processing

30 30-year Warranty for Extra
Linear Power Output

Complete System and Product Certifications

IEC 61215, IEC 61730, UL 61730

ISO9001:2015: ISO Quality Management System

ISO14001: 2015: ISO Environment Management System

ISO45001: 2018: Occupational Health and Safety

IEC62941: Guideline for module design qualification and type approval

LONGI



24.5%
EFFICIENCY

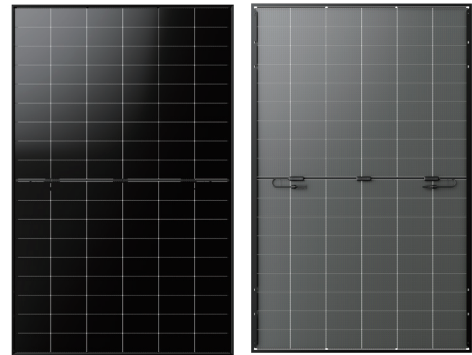
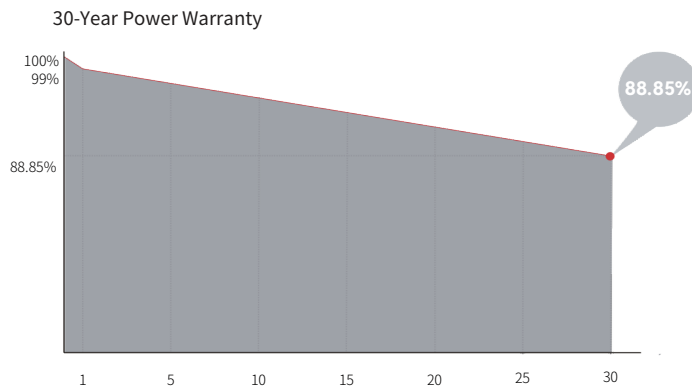
0~3%
TOLERANCE

<1%
FIRST YEAR POWER
DEGRADATION

0.35%
POWER DEGRADATION

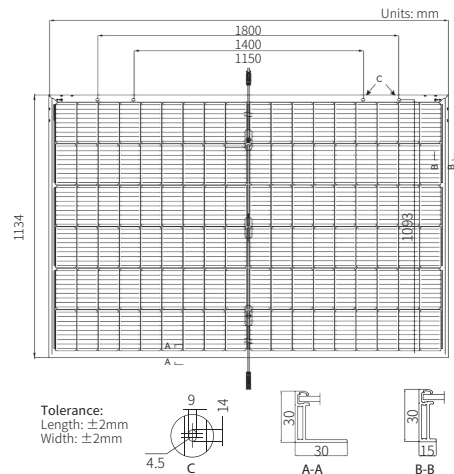
BC-CELL
LOWER OPERATING
TEMPERATURE

Additional Value



Mechanical Parameters

Cell Orientation	108 (6×18)
Junction Box	IP68, three diodes
Output Cable	4mm ² , +400, -200mm/±1200mm length can be customized
Glass	Double glass 2.0mm coated tempered glass+1.6mm semi-tempered glass
Frame	Black anodized aluminum alloy frame
Weight	23.5kg
Dimension	1800×1134×30mm
Packaging	36pcs per pallet / 216pcs per 20' GP / 864pcs per 40' HC



Electrical Characteristics

STC : AM1.5 1000W/m² 25°C

NOCT : AM1.5 800W/m² 20°C 1m/s

Test uncertainty for P_{max}: ±3%

Module Type	LR7-54HVD-465M		LR7-54HVD-470M		LR7-54HVD-475M		LR7-54HVD-480M		LR7-54HVD-485M		LR7-54HVD-490M		LR7-54HVD-495M	
	STC	NOCT	STC	NOCT	STC	NOCT	STC	NOCT	STC	NOCT	STC	NOCT	STC	NOCT
Testing Condition	STC	NOCT	STC	NOCT	STC	NOCT	STC	NOCT	STC	NOCT	STC	NOCT	STC	NOCT
Maximum Power (P _{max} /W)	465	353	470	357	475	361	480	365	485	369	490	373	495	377
Open Circuit Voltage (V _{oc} /V)	40.20	38.17	40.31	38.28	40.42	38.39	40.53	38.50	40.64	38.61	40.75	38.73	40.86	38.84
Short Circuit Current (I _{sc} /A)	14.68	11.75	14.78	11.84	14.88	11.93	14.98	12.02	15.08	12.10	15.18	12.19	15.28	12.27
Voltage at Maximum Power (V _{mp} /V)	33.18	31.49	33.29	31.60	33.40	31.71	33.51	31.82	33.62	31.93	33.73	32.05	33.84	32.16
Current at Maximum Power (I _{mp} /A)	14.02	11.21	14.13	11.30	14.23	11.39	14.33	11.48	14.43	11.56	14.53	11.65	14.63	11.73
Module Efficiency(%)	22.8		23.0		23.3		23.5		23.8		24.0		24.3	

Operating Parameters

Operational Temperature	-40°C ~ +85°C
Power Output Tolerance	0 ~ 3%
Maximum System Voltage	DC1500V (IEC)
Maximum Series Fuse Rating	30A
Nominal Operating Cell Temperature	45±2°C
Protection Class	Class II
Bifaciality	70±5%
Fire Rating	IEC Class C

Mechanical Loading

Front Side Maximum Static	5400Pa
Loading Rear Side Maximum	2400Pa
Static Loading Hailstone Test	25mm Hailstone at the speed of 23m/s

Temperature Ratings (STC)

Temperature Coefficient of I _{sc}	+0.050%/°C
Temperature Coefficient of V _{oc}	-0.200%/°C
Temperature Coefficient of P _{max}	-0.260%/°C