



# Fronius Verto Plus



# Product advantages



## **01 Full Backup Capability**

When combined with a battery storage system, the Fronius Verto Plus provides a powerful, fully-fledged three-phase backup power supply\* for the entire building. It is capable of handling even large loads such as heat pumps, cooling systems, fans or grinders. This makes the Fronius Verto Plus a reliable and safe solution for securing the power supply even in critical situations.

## **02 Total flexibility**

The Fronius Verto Plus offers maximum flexibility with three high-current MPP Trackers and a wide voltage range. This makes the inverter ideally suited to complex system designs and all your individual requirements. What's more, the Fronius Verto Plus uses an integrated Dynamic Peak Manager algorithm that enables users to achieve optimal yields even in shady conditions.

## **03 Maximum safety**

With an integrated surge protection device and an Arc Fault Circuit Interrupter (Fronius Arc Guard), the Fronius Verto Plus guarantees the very highest safety standards even in its basic configuration, without the need to pay for additional components. With Fronius, you can also rest assured that your data is in the best hands. This is ensured by our certified information security system and our servers and cloud storage in Europe.

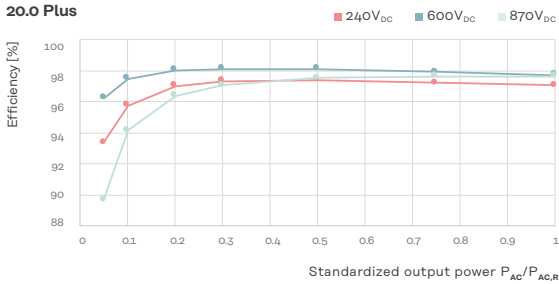
\* Available only in combination with external grid switchover components.

# Fronius

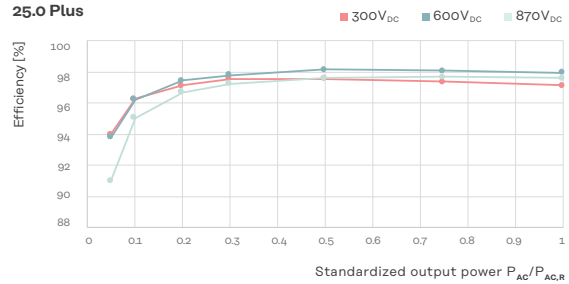
# Verto Plus

## Efficiency

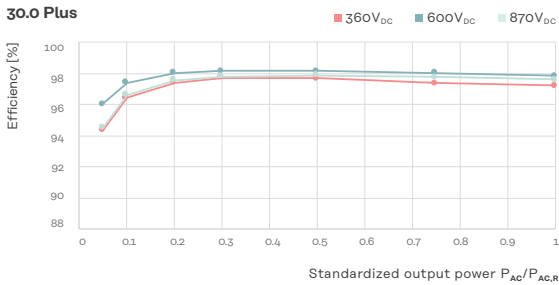
Fronius Verto  
20.0 Plus



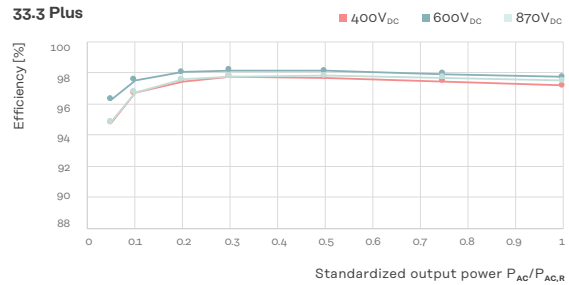
Fronius Verto  
25.0 Plus



Fronius Verto  
30.0 Plus

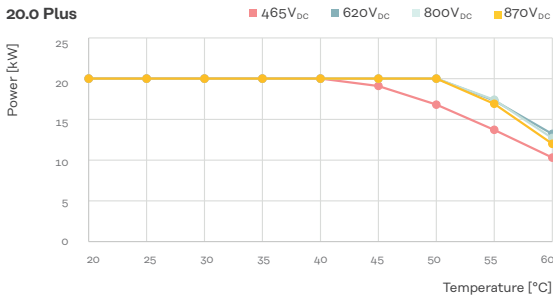


Fronius Verto  
33.3 Plus

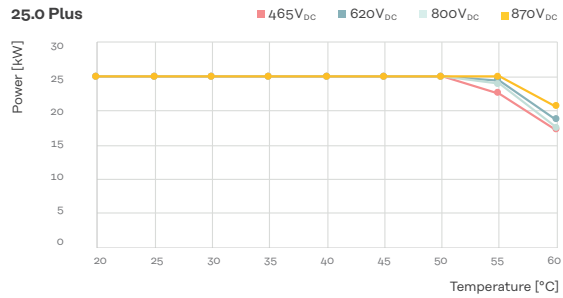


## Power derating

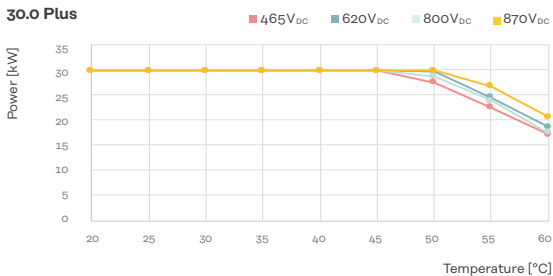
Fronius Verto  
20.0 Plus



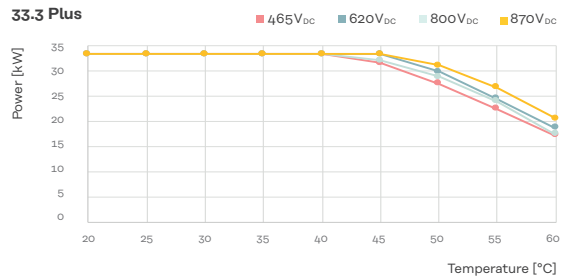
Fronius Verto  
25.0 Plus



Fronius Verto  
30.0 Plus



Fronius Verto  
33.3 Plus



# Technical data

## Verto 15.0 - 20.0 Plus

			Fronius Verto Plus					
			Verto 15.0 Plus		Verto 17.5 Plus		Verto 20.0 Plus	
Input data	Number of MPPT trackers		3		3		3	
	Inputs Per MPPT / Number of DC connection per MPPT		2		2		2	
	Max. usable input current per MPPT ( $I_{dc\ max, MPPT}$ )	A	28		28		28	
	Max. usable input current per string ( $I_{dc\ max, string}$ ) <sup>1</sup>	A	28		28		28	
	Max. module array short circuit current - MPPT ( $I_{sc\ pv, MPPT}$ ) <sup>2</sup>	A	50		50		50	
	Max. module array short circuit current - per string ( $I_{sc\ pv, string}$ ) <sup>2</sup>	A	50		50		50	
	Max. module array short circuit current - inverter ( $I_{sc\ pv, inverter}$ ) <sup>2</sup>	A	150		150		150	
	Nominal input voltage ( $U_{dc,r}$ )	V	600		600		600	
	DC input voltage range ( $U_{dc\ min} - U_{DC\ max}$ )	V	150–1,000		150–1,000		150–1,000	
	Feed-in start-up input voltage ( $U_{dc\ start}$ )	V	150		150		150	
	Usable MPP voltage range ( $U_{mpp\ min} - U_{mpp\ max}$ )	V	150–870		150–870		150–870	
	MPP voltage range (full power) ( $U_{mpp\ min} - U_{mpp\ max}$ )	V	180–870		210–870		240–870	
	Max. usable DC power - MPPT	W	13,000		13,000		13,000	
	Max. usable DC power - Inverter <sup>3</sup>	W	22,500		26,250		30,000	
	Max. PV generator output - MPPT	W <sub>peak</sub>	20,000		20,000		20,000	
Max. PV generator output - Inverter	W <sub>peak</sub>	22,500		26,250		30,000		
Output data	AC rated power ( $P_{ac,r}$ )	W	15,000		17,500		20,000	
	Max. output power / rated apparent power	VA	15,000		17,500		20,000	
		V <sub>AC</sub>	380	400	380	400	380	400
	Nominal AC output current ( $I_{ac,r}$ )	A	22.7	21.7	26.5	25.4	30.3	29.0
	Grid connection (voltage range)	V	3~ (N)PE 380/220; 3~ (N)PE 400/230;		3~ (N)PE 380/220; 3~ (N)PE 400/230;		3~ (N)PE 380/220; 3~ (N)PE 400/230;	
	Frequency (frequency range)	Hz	50/60 (45–65)		50/60 (45–65)		50/60 (45–65)	
	Total harmonic distortion	%	< 3		< 3		< 3	
	Power factor ( $\cos\ \varphi_{ac,r}$ )		0–1 ind./cap.		0–1 ind./cap.		0–1 ind./cap.	
Output data Full Backup <sup>4</sup>	Nominal Full Backup output power	VA	15,000		17,500		20,000	
	Peak output power <sup>5</sup>	VA	30,000		30,000		30,000	
	Nominal Full Backup phase power	VA	7,000	7,300	7,000	7,300	7,000	7,300
	Supported phase asymmetry Full Backup <sup>5</sup>	A	25.0 / 32.0 peak		25.0 / 32.0 peak		25.0 / 32.0 peak	
	Grid connection Full Backup	V	380 VAC	400 VAC	380 VAC	400 VAC	380 VAC	400 VAC
	Switching time	sec.	~11		~11		~11	

<sup>1</sup> Individual string is technically capable to handle full / usable MPPT current. However Max. Current per MPPT is limited to 28A.

<sup>2</sup>  $I_{sc\ pv} = I_{sc\ max} \geq I_{sc} (STC) \times 1.25$  according e.g.: IEC 60364-7-712, NEC 2020, AS/NZS 5033:2021.

<sup>3</sup> Max power that can be utilized in parallel for output power (AC) and battery charging power (DC).

<sup>4</sup> Additional external components for grid switchover are required for the Full Backup. See the Operating Instructions for further details.

<sup>5</sup> Sufficient PV and battery power required. Duration max. 10s, 400 VAC symmetric, depending on environmental conditions.

# Technical data

## Verto 15.0 - 20.0 Plus

			Fronius Verto Plus		
			Verto 15.0 Plus	Verto 17.5 Plus	Verto 20.0 Plus
Battery connection	Number of DC inputs		1	1	1
	Max. nominal dis-/charging current ( $I_{dc\ max}$ )	A	50	50	50
	DC input voltage range ( $U_{dc\ min} - U_{dc\ max}$ )	V	150–700	150–700	150–700
	DC battery connection technology		DC-connectors Stäubli MC4 Evo Stor	DC-connectors Stäubli MC4 Evo Stor	DC-connectors Stäubli MC4 Evo Stor
	Max. charging power <sup>6</sup>	W	22,500	26,250	30,000
	Max. discharging power <sup>6</sup>	W	15,000	17,500	20,000
	Max. charging power for AC coupling <sup>6</sup>	W	15,000	17,500	20,000
	Compatible batteries <sup>7</sup>		Fronius Reserva, BYD Battery-Box Premium HVM, HVS <sup>7</sup>		

General data	Dimensions (height x width x depth)	mm	865 x 574 x 279		
	Weight (Inverter)	kg	43		
	Degree of protection		IP66		
	Protection class		1		
	Overvoltage category (DC / AC) <sup>8</sup>		2/3		
	Night time consumption	W	<16		
	Cooling		Regulated air cooling		
	Installation		Indoor and outdoor installation, 90° - 10° tilt		
	Ambient temperature range	°C	-25 to +60		
	Permitted humidity	%	0–100		
	Noise emissions	dB (A)	< 50.3		
	Max. Altitude (unrestricted / restricted voltage range)	m	3,000 / 4,000		
	DC connection technology		DC-connectors Stäubli Multi Contact MC4		
	AC connection technology		Cable cross section: 4 - 35 mm <sup>2</sup> (Al & Cu) Cable gland: M32 (Ø12-24.5 mm) Prepared for option 1: M50 Cable gland (Ø10-35 mm) Option 2: 1.5" conduit connection		
Certificates and compliance with standards		IEC 62109-1/-2; VDE-AR-N 4105:2018; R25; IEC 62116; G99			
Producing country		Austria			

Efficiency	Max. efficiency	%	98.03	98.06	98.15
	Europ. efficiency ( $\eta_{EU}$ )	%	97.35	97.54	97.95
	MPP adaptation efficiency	%	>99.9	>99.9	>99.9

Protective Devices	AFCI - Arc Fault Detection (Arc Guard)		Yes		
	DC insulation measurement		Yes		
	Overload behaviour		Operating point adjustment. Power limitation		
	DC disconnect		Yes		
	Reverse polarity protection		Yes		
	RCMU		Yes		
	DC/AC overvoltage protection		DC Type 1+2 (IEC 61643-31) / AC Type 2 (IEC 61643-11)		

<sup>6</sup> Depending on current and voltage of connected battery.

<sup>7</sup> Excluding BYD Battery-Box Premium HVM 8.3 and 3xHVM 22.1. When combining multiple BYD battery towers current ratings need to be considered.

<sup>8</sup> According to IEC 62109-1. DIN rail for optional type 1 + 2 or type 2 surge protection device available. Further information regarding the availability of the inverters in your country can be found at [www.fronius.com](http://www.fronius.com).

## Technical data

### Verto 15.0 - 20.0 Plus

			Fronius Verto Plus		
			Verto 15.0 Plus	Verto 17.5 Plus	Verto 20.0 Plus
Interfaces	WLAN		Fronius Solar.web, Modbus TCP SunSpec, JSON, 802.11b/g		
	Ethernet LAN RJ45		10/100Mbit; max. 100m, Fronius Solar.web, Modbus TCP SunSpec, JSON		
	Wired Shutdown (WSD)		Integrated		
	2 x RS485		Modbus RTU SunSpec (3rd party) / Fronius Smart Meter / Battery		
	6 digital inputs 6 digital in-/outputs		Connection to ripple control receiver, energy management, load management		
	Datalogger & Webserver		Integrated		

## Technical data

### Verto 25.0 - 33.3 Plus

			Fronius Verto Plus					
			Verto 25.0 Plus		Verto 30.0 Plus		Verto 33.3 Plus	
Input data	Number of MPPT trackers		3		3		3	
	Inputs Per MPPT / Number of DC connection per MPPT		2		2		2	
	Max. usable input current per MPPT ( $I_{dc\ max, MPPT}$ )	A	28		28		28	
	Max. usable input current per string ( $I_{dc\ max, string}^1$ )	A	28		28		28	
	Max. module array short circuit current - MPPT ( $I_{sc\ pv, MPPT}^2$ )	A	50		50		50	
	Max. module array short circuit current - per string ( $I_{sc\ pv, string}^2$ )	A	50		50		50	
	Max. module array short circuit current - inverter ( $I_{sc\ pv, inverter}^2$ )	A	150		150		150	
	Nominal input voltage ( $U_{dc,r}$ )	V	600		600		600	
	DC input voltage range ( $U_{dc\ min} - U_{DC\ max}$ )	V	150–1,000		150–1,000		150–1,000	
	Feed-in start-up input voltage ( $U_{dc\ start}$ )	V	150		150		150	
	Usable MPP voltage range ( $U_{mpp\ min} - U_{mpp\ max}$ )	V	150–870		150–870		150–870	
	MPP voltage range (full power) ( $U_{mpp\ min} - U_{mpp\ max}$ )	V	300–870		360–870		410–870	
	Max. usable DC power - MPPT	W	13,000		13,000		13,000	
	Max. usable DC power - Inverter <sup>3</sup>	W	33,250		39,000		39,000	
	Max. PV generator output - MPPT	W <sub>peak</sub>	20,000		20,000		20,000	
	Max. PV generator output - Inverter	W <sub>peak</sub>	37,500		45,000		50,000	
Output data	AC rated power ( $P_{ac,r}$ )	W	25,000		29,990		33,300	
	Max. output power / rated apparent power	VA	25,000		29,990		33,300	
		V <sub>AC</sub>	380	400	380	400	380	400
	Nominal AC output current ( $I_{ac,r}$ )	A	37.90	36.2	45.4	43.5	50.5	48.3
	Grid connection (voltage range)	V	3~ (N)PE 380/220; 3~ (N)PE 400/230;		3~ (N)PE 380/220; 3~ (N)PE 400/230;		3~ (N)PE 380/220; 3~ (N)PE 400/230;	
	Frequency (frequency range)	Hz	50/60 (45–65)		50/60 (45–65)		50/60 (45–65)	
	Total harmonic distortion	%	< 3		< 1		< 1	
Power factor ( $\cos\ \varphi_{ac,r}$ )		0–1 ind./cap.		0–1 ind./cap.		0–1 ind./cap.		

<sup>1</sup> Individual string is technically capable to handle full / usable MPPT current. However Max. Current per MPPT is limited to 28A.

<sup>2</sup>  $I_{sc\ pv} = I_{sc\ max} \geq I_{sc} (STC) \times 1.25$  according e.g.: IEC 60364-7-712, NEC 2020, AS/NZS 5033:2021.

<sup>3</sup> Max power that can be utilized in parallel for output power (AC) and battery charging power (DC).

# Technical data

## Verto 25.0 - 33.3 Plus

			Fronius Verto Plus					
			Verto 25.0 Plus		Verto 30.0 Plus		Verto 33.3 Plus	
Output data Full Backup <sup>4</sup>	Nominal Full Backup output power	VA	25,000		29,990		33,300	
	Peak output power <sup>5</sup>	VA	50,000		50,000		50,000	
	Nominal Full Backup phase power	VA	11,100	11,100	11,100	11,100	11,100	11,100
	Supported phase asymmetry Full Backup <sup>5</sup>	A	50.0 / 72.5 peak		50.0 / 72.5 peak		50.0 / 72.5 peak	
	Grid connection Full Backup	V	380 VAC	400 VAC	380 VAC	400 VAC	380 VAC	400 VAC
	Switching time	sec.	~11		~11		~11	
Battery connection	Number of DC inputs		1		1		1	
	Max. nominal dis-/charging current ( $I_{dc\ max}$ )	A	50		50		50	
	DC input voltage range ( $U_{dc\ min} - U_{dc\ max}$ )	V	150–700		150–700		150–700	
	DC battery connection technology		DC-connectors Stäubli MC4 Evo Stor		DC-connectors Stäubli MC4 Evo Stor		DC-connectors Stäubli MC4 Evo Stor	
	Max. charging power <sup>6</sup>	W	33,250		35,000		35,000	
	Max. discharging power <sup>6</sup>	W	25,000		29,990		33,300	
	Max. charging power for AC coupling <sup>6</sup>	W	25,000		29,990		33,300	
	Compatible batteries <sup>7</sup>		Fronius Reserva, BYD Battery-Box Premium HVM, HVS <sup>7</sup>					
General data	Dimensions (height x width x depth)	mm	865 x 574 x 279					
	Weight (Inverter)	kg	43					
	Degree of protection		IP66					
	Protection class		1					
	Overvoltage category (DC / AC) <sup>8</sup>		2/3					
	Night time consumption	W	<16					
	Cooling		Regulated air cooling					
	Installation		Indoor and outdoor installation, 90° - 10° tilt					
	Ambient temperature range	°C	-25 to +60					
	Permitted humidity	%	0–100					
	Noise emissions	dB (A)	< 56.7					
	Max. Altitude (unrestricted / restricted voltage range)	m	3,000 / 4,000					
	DC connection technology		DC-connectors Stäubli Multi Contact MC4					
	AC connection technology		Cable cross section: 4 - 35 mm <sup>2</sup> (Al & Cu) Cable gland: M32 (Ø12-24.5 mm) Prepared for option 1: M50 Cable gland (Ø10-35 mm) Option 2: 1.5" conduit connection					
	Certificates and compliance with standards		IEC 62109-1/-2; VDE-AR-N 4105:2018; R25; IEC 62116; G99					
Producing country		Austria						

<sup>4</sup> Additional external components for grid switchover are required for the Full Backup. See the Operating Instructions for further details.

<sup>5</sup> Sufficient PV and battery power required. Duration max. 10s, 400 VAC symmetric, depending on environmental conditions.

<sup>6</sup> Depending on current and voltage of connected battery.

<sup>7</sup> Excluding BYD Battery-Box Premium HVM 8.3 and 3xHVM 22.1. When combining multiple BYD battery towers current ratings need to be considered.

<sup>8</sup> According to IEC 62109-1. DIN rail for optional type 1 + 2 or type 2 surge protection device available. Further information regarding the availability of the inverters in your country can be found at [www.fronius.com](http://www.fronius.com).

## Technical data

### Verto 25.0 - 33.3 Plus

			Fronius Verto Plus		
			Verto 25.0 Plus	Verto 30.0 Plus	Verto 33.3 Plus
Efficiency	Max. efficiency	%	98.16	98.15	98.15
	Europ. efficiency ( $\eta_{EU}$ )	%	97.74	97.96	97.95
	MPP adaptation efficiency	%	> 99.9	> 99.9	> 99.9

Protective Devices	AFCI - Arc Fault Detection (Arc Guard)		Yes		
	DC insulation measurement		Yes		
	Overload behaviour		Operating point adjustment. Power limitation		
	DC disconnect		Yes		
	Reverse polarity protection		Yes		
	RCMU		Yes		
	DC/AC overvoltage protection		DC Type 1+2 (IEC 61643-31) / AC Type 2 (IEC 61643-11)		

Interfaces	WLAN		Fronius Solar.web, Modbus TCP SunSpec, JSON, 802.11b/g		
	Ethernet LAN RJ45		10/100Mbit; max. 100m, Fronius Solar.web, Modbus TCP SunSpec, JSON		
	Wired Shutdown (WSD)		Integrated		
	2 x RS485		Modbus RTU SunSpec (3rd party) / Fronius Smart Meter / Battery		
	6 digital inputs 6 digital in-/outputs		Connection to ripple control receiver, energy management, load management		
	Datalogger & Webserver		Integrated		

# Your photovoltaic system can do more

Fronius Verto Plus, the adaptable hybrid inverter for small businesses, agricultural applications, and apartment buildings. Its flexibility makes it the perfect choice, both for constructing a new PV system and expanding an existing one. Featuring integrated safety features and innovative shade management, the Fronius Verto Plus ensures optimum operation. Our flexible inverter facilitates energy sector integration thanks to its open interfaces. This means that it is easy to integrate charging stations such as Fronius Wattpilot Flex and consumption regulators such as Fronius Ohmpilot.

For more information about the product, visit:

[fronius.com/verto-plus-en](https://fronius.com/verto-plus-en)

**Fronius International GmbH**  
Froniusplatz 1  
4600 Wels  
Austria  
pv-sales@fronius.com  
www.fronius.com